

American Equity is the Gold Standard for Index Annuities



P.O. BOX 71216
DES MOINES, IA 50325




TRUE Liquidity 10% of Contract Value available annually after 1st year
TRUE Asset Preservation with NO Surrender Charge at Death

TRUE Choices and Flexibility Interest Crediting Methods

Indexed Product PROFILE

OFFICE HOURS: Monday - Thursday 8AM - 4:45 PM CT • Friday 8AM - 1 PM CT
www.american-equity.com

888-221-1234

PRODUCT ¹	INTEREST RATES EFFECTIVE 11/4/2009 (RATES SUBJECT TO CHANGE)	MINIMUM RATES	MINIMUM PREMIUM	ISSUE AGE ¹	PENALTY-FREE WITHDRAWALS	SURRENDER CHARGE ¹																																								
BONUS GOLD INDEX-1-07 Call for State Availability 	Includes a 10% Premium Bonus on all 1st year Premiums <table border="1"> <thead> <tr> <th></th> <th>Cap</th> <th>PR</th> <th>Asset Fee</th> </tr> </thead> <tbody> <tr> <td>S&P 500 Annual Monthly Average w/PR⁺</td> <td>N/A</td> <td>35%</td> <td>N/A</td> </tr> <tr> <td>S&P 500 Annual Monthly Average w/Cap</td> <td>6.5%</td> <td>N/A</td> <td>0%</td> </tr> <tr> <td>Dow Annual Monthly Average w/Cap</td> <td>6.5%</td> <td>N/A</td> <td>0%</td> </tr> <tr> <td>Dow Annual Pt to Pt w/Cap</td> <td>6.5%</td> <td>N/A</td> <td>0%</td> </tr> <tr> <td>S&P 500 Annual Pt to Pt w/PR⁺</td> <td>N/A</td> <td>25%</td> <td>N/A</td> </tr> <tr> <td>S&P 500 Annual Pt to Pt w/Cap</td> <td>6.5%</td> <td>N/A</td> <td>0%</td> </tr> <tr> <td>S&P 500 Monthly Pt to Pt⁺</td> <td>2.6%*</td> <td>N/A</td> <td>0%</td> </tr> <tr> <td>10-Year U.S. Treasury Bond</td> <td>4.0%</td> <td>N/A</td> <td>0%</td> </tr> <tr> <td>Current Fixed Value Rate</td> <td colspan="3">3.10%⁺⁺</td> </tr> </tbody> </table>		Cap	PR	Asset Fee	S&P 500 Annual Monthly Average w/PR ⁺	N/A	35%	N/A	S&P 500 Annual Monthly Average w/Cap	6.5%	N/A	0%	Dow Annual Monthly Average w/Cap	6.5%	N/A	0%	Dow Annual Pt to Pt w/Cap	6.5%	N/A	0%	S&P 500 Annual Pt to Pt w/PR ⁺	N/A	25%	N/A	S&P 500 Annual Pt to Pt w/Cap	6.5%	N/A	0%	S&P 500 Monthly Pt to Pt ⁺	2.6%*	N/A	0%	10-Year U.S. Treasury Bond	4.0%	N/A	0%	Current Fixed Value Rate	3.10% ⁺⁺			Minimum Guaranteed Interest Rate (MGIR): Currently 3.00%** Minimum Guaranteed Surrender Value (MGSV): 80% of 1 st year premiums and premium bonus, plus 87.5% additional premiums received after 1st contract year, less withdrawal proceeds, at MGIR, compounded annually	Min: 5,000 Max: 0-69 \$1,000,000 70-74 \$750,000 75-80 \$500,000	0-80 Qual & Non-Qual	10% of Contract Value Annually, Starting Yr 2. Systematic W/D & RMD Immediately from Fixed Value. ² Lifetime Income Benefit Rider (LIBR-2008) ³	20,19.5,19,18.5,18,17.5,17,16,15,14,12,10,8,6,4,2,0% (16 years)
	Cap	PR	Asset Fee																																											
S&P 500 Annual Monthly Average w/PR ⁺	N/A	35%	N/A																																											
S&P 500 Annual Monthly Average w/Cap	6.5%	N/A	0%																																											
Dow Annual Monthly Average w/Cap	6.5%	N/A	0%																																											
Dow Annual Pt to Pt w/Cap	6.5%	N/A	0%																																											
S&P 500 Annual Pt to Pt w/PR ⁺	N/A	25%	N/A																																											
S&P 500 Annual Pt to Pt w/Cap	6.5%	N/A	0%																																											
S&P 500 Monthly Pt to Pt ⁺	2.6%*	N/A	0%																																											
10-Year U.S. Treasury Bond	4.0%	N/A	0%																																											
Current Fixed Value Rate	3.10% ⁺⁺																																													
RETIREMENT GOLD INDEX-2-09 Call for State Availability 	Includes a 10% Premium Bonus on all 1st year Premiums. ^{***} <table border="1"> <thead> <tr> <th></th> <th>Cap</th> <th>PR</th> <th>Asset Fee</th> </tr> </thead> <tbody> <tr> <td>S&P 500 Annual Monthly Average w/PR⁺</td> <td>N/A</td> <td>30%</td> <td>N/A</td> </tr> <tr> <td>S&P 500 Annual Monthly Average w/Cap</td> <td>6.0%</td> <td>N/A</td> <td>N/A</td> </tr> <tr> <td>S&P 500 Annual Pt to Pt w/PR⁺</td> <td>N/A</td> <td>25%</td> <td>N/A</td> </tr> <tr> <td>S&P 500 Annual Pt to Pt w/Cap</td> <td>6.0%</td> <td>N/A</td> <td>N/A</td> </tr> <tr> <td>S&P 500 Monthly Pt to Pt⁺</td> <td>2.4%*</td> <td>N/A</td> <td>0%</td> </tr> <tr> <td>Current Fixed Value Rate</td> <td colspan="3">2.90%⁺⁺</td> </tr> </tbody> </table> <p>For IN: 10% Premium Bonus on 1st year Premiums for Issue Ages 0-73. 5% Premium Bonus Issue Ages 74-78. For DE, SC, UT, OR and AK (Form# RG-FIA-09)¹: 6% Premium Bonus on 1st year Premiums for Issue Ages 0-78.</p> <p>Bonus Vesting^{***} 0, 0, 0, 8.33, 16.67, 25, 33.33, 41.67, 50, 58.33, 66.67, 75, 83.33, 91.67, 100% (14 years)</p>		Cap	PR	Asset Fee	S&P 500 Annual Monthly Average w/PR ⁺	N/A	30%	N/A	S&P 500 Annual Monthly Average w/Cap	6.0%	N/A	N/A	S&P 500 Annual Pt to Pt w/PR ⁺	N/A	25%	N/A	S&P 500 Annual Pt to Pt w/Cap	6.0%	N/A	N/A	S&P 500 Monthly Pt to Pt ⁺	2.4%*	N/A	0%	Current Fixed Value Rate	2.90% ⁺⁺			MGIR: Currently 2.25%** MGSV: 87.5% of premiums paid, less withdrawal proceeds, at MGIR, compounded annually	Min: 5,000 Max: 0-69 \$1,000,000 70-74 \$750,000 75-78 \$500,000	0-78 Qual & Non-Qual	10% of Contract Value Annually, Starting Yr 2. Systematic W/D & RMD Immediately from Fixed Value. ² Lifetime Income Benefit Rider (LIBR-2008) ³	12.5, 12, 12, 11, 10, 9, 8, 7, 6, 4, 0% (10 years)												
	Cap	PR	Asset Fee																																											
S&P 500 Annual Monthly Average w/PR ⁺	N/A	30%	N/A																																											
S&P 500 Annual Monthly Average w/Cap	6.0%	N/A	N/A																																											
S&P 500 Annual Pt to Pt w/PR ⁺	N/A	25%	N/A																																											
S&P 500 Annual Pt to Pt w/Cap	6.0%	N/A	N/A																																											
S&P 500 Monthly Pt to Pt ⁺	2.4%*	N/A	0%																																											
Current Fixed Value Rate	2.90% ⁺⁺																																													
ADVANTAGE GOLD INDEX-6-07 Call for State Availability 	Includes a 5% Premium Bonus on all 1st year Premiums ¹ <table border="1"> <thead> <tr> <th></th> <th>Cap</th> <th>PR</th> <th>Asset Fee</th> </tr> </thead> <tbody> <tr> <td>S&P 500 Annual Monthly Average w/PR</td> <td>N/A</td> <td>30%</td> <td>N/A</td> </tr> <tr> <td>S&P 500 Annual Monthly Average w/Cap</td> <td>6.0%</td> <td>N/A</td> <td>N/A</td> </tr> <tr> <td>S&P 500 Annual Pt to Pt w/PR</td> <td>N/A</td> <td>25%</td> <td>N/A</td> </tr> <tr> <td>S&P 500 Annual Pt to Pt w/Cap</td> <td>6.0%</td> <td>N/A</td> <td>N/A</td> </tr> <tr> <td>S&P 500 Monthly Pt to Pt⁺</td> <td>2.4%*</td> <td>N/A</td> <td>0%</td> </tr> <tr> <td>10-Year U.S. Treasury Bond</td> <td>4.0%</td> <td>N/A</td> <td>N/A</td> </tr> <tr> <td>Current Fixed Value Rate</td> <td colspan="3">3.00%⁺⁺</td> </tr> </tbody> </table>		Cap	PR	Asset Fee	S&P 500 Annual Monthly Average w/PR	N/A	30%	N/A	S&P 500 Annual Monthly Average w/Cap	6.0%	N/A	N/A	S&P 500 Annual Pt to Pt w/PR	N/A	25%	N/A	S&P 500 Annual Pt to Pt w/Cap	6.0%	N/A	N/A	S&P 500 Monthly Pt to Pt ⁺	2.4%*	N/A	0%	10-Year U.S. Treasury Bond	4.0%	N/A	N/A	Current Fixed Value Rate	3.00% ⁺⁺			MGIR: Currently 3.00%** MGSV: 84% of 1 st year premiums and premium bonus, plus 87.5% of any additional premiums received after 1st contract year, less withdrawal proceeds, at MGIR, compounded annually	Min: 5,000 Max: 0-69 \$1,000,000 70-74 \$750,000 75-80 \$500,000	0-80 Qual & Non-Qual	10% of Contract Value Annually, Starting Yr 2. Systematic W/D & RMD Immediately from Fixed Value. ² Lifetime Income Benefit Rider (LIBR-2008) ³	16, 15, 14, 13, 11.5, 10, 8.5, 7, 5.5, 4, 0% (10 years)								
	Cap	PR	Asset Fee																																											
S&P 500 Annual Monthly Average w/PR	N/A	30%	N/A																																											
S&P 500 Annual Monthly Average w/Cap	6.0%	N/A	N/A																																											
S&P 500 Annual Pt to Pt w/PR	N/A	25%	N/A																																											
S&P 500 Annual Pt to Pt w/Cap	6.0%	N/A	N/A																																											
S&P 500 Monthly Pt to Pt ⁺	2.4%*	N/A	0%																																											
10-Year U.S. Treasury Bond	4.0%	N/A	N/A																																											
Current Fixed Value Rate	3.00% ⁺⁺																																													

American Equity is the Gold Standard for Index Annuities

PRODUCT ¹	INTEREST RATES EFFECTIVE 11/4/2009 (RATES SUBJECT TO CHANGE)	MINIMUM RATES	MINIMUM PREMIUM	ISSUE AGE ¹	PENALTY-FREE WITHDRAWALS	SURRENDER CHARGE ¹																																								
INCOME GOLD INDEX-3-07 Call for State Availability <div style="border: 1px solid black; border-radius: 50%; padding: 5px; width: fit-content; margin: 10px auto;"> 5% Premium Bonus¹ </div>	Includes a 5% Premium Bonus on all 1st year Premiums ¹ <table border="1" style="width: 100%; border-collapse: collapse;"> <thead> <tr> <th></th> <th>Cap</th> <th>PR</th> <th>Asset Fee</th> </tr> </thead> <tbody> <tr> <td>S&P 500 Annual Monthly Average w/PR⁺</td> <td>N/A</td> <td>35%</td> <td>N/A</td> </tr> <tr> <td>S&P 500 Annual Monthly Average w/Cap</td> <td>6.5%</td> <td>N/A</td> <td>0%</td> </tr> <tr> <td>Dow Annual Monthly Average w/Cap</td> <td>6.5%</td> <td>N/A</td> <td>0%</td> </tr> <tr> <td>Dow Annual Pt to Pt w/Cap</td> <td>6.5%</td> <td>N/A</td> <td>0%</td> </tr> <tr> <td>S&P 500 Annual Pt to Pt w/PR⁺</td> <td>N/A</td> <td>25%</td> <td>N/A</td> </tr> <tr> <td>S&P 500 Annual Pt to Pt w/Cap</td> <td>6.5%</td> <td>N/A</td> <td>0%</td> </tr> <tr> <td>S&P 500 Monthly Pt to Pt⁺</td> <td>2.6%*</td> <td>N/A</td> <td>0%</td> </tr> <tr> <td>10-Year U.S. Treasury Bond</td> <td>4.0%</td> <td>N/A</td> <td>0%</td> </tr> <tr> <td style="text-align: center;">Current Fixed Value Rate</td> <td colspan="3" style="text-align: center;">3.10%⁺⁺</td> </tr> </tbody> </table>		Cap	PR	Asset Fee	S&P 500 Annual Monthly Average w/PR ⁺	N/A	35%	N/A	S&P 500 Annual Monthly Average w/Cap	6.5%	N/A	0%	Dow Annual Monthly Average w/Cap	6.5%	N/A	0%	Dow Annual Pt to Pt w/Cap	6.5%	N/A	0%	S&P 500 Annual Pt to Pt w/PR ⁺	N/A	25%	N/A	S&P 500 Annual Pt to Pt w/Cap	6.5%	N/A	0%	S&P 500 Monthly Pt to Pt ⁺	2.6%*	N/A	0%	10-Year U.S. Treasury Bond	4.0%	N/A	0%	Current Fixed Value Rate	3.10% ⁺⁺			MGIR: Currently 3.00%** MGSV: 84% of 1 st year premiums and premium bonus, plus 87.5% of any additional premiums received after 1st contract year, less withdrawal proceeds, at MGIR, compounded annually	Min: 5,000 Max: 0-69 \$1,000,000 70-74 \$750,000 75-80 \$500,000	0-80 Qual & Non-Qual	10% of Contract Value Annually, Starting Yr 2. Systematic W/D & RMD Immediately from Fixed Value. ² Lifetime Income Benefit Rider (LIBR-2008) ³	15,14,13,12,11,10,8,5,7,5,5,4,2,5,1,0% (12 years)
	Cap	PR	Asset Fee																																											
S&P 500 Annual Monthly Average w/PR ⁺	N/A	35%	N/A																																											
S&P 500 Annual Monthly Average w/Cap	6.5%	N/A	0%																																											
Dow Annual Monthly Average w/Cap	6.5%	N/A	0%																																											
Dow Annual Pt to Pt w/Cap	6.5%	N/A	0%																																											
S&P 500 Annual Pt to Pt w/PR ⁺	N/A	25%	N/A																																											
S&P 500 Annual Pt to Pt w/Cap	6.5%	N/A	0%																																											
S&P 500 Monthly Pt to Pt ⁺	2.6%*	N/A	0%																																											
10-Year U.S. Treasury Bond	4.0%	N/A	0%																																											
Current Fixed Value Rate	3.10% ⁺⁺																																													
INTEGRITY GOLD INDEX-5-07 Call for State Availability <div style="border: 1px solid black; border-radius: 50%; padding: 5px; width: fit-content; margin: 10px auto;"> 6 yr Surrender Charge Period </div>	<table border="1" style="width: 100%; border-collapse: collapse;"> <thead> <tr> <th></th> <th>Cap</th> <th>PR</th> <th>Asset Fee</th> </tr> </thead> <tbody> <tr> <td>S&P 500 Annual Monthly Average w/PR⁺</td> <td>N/A</td> <td>35%</td> <td>N/A</td> </tr> <tr> <td>S&P 500 Annual Monthly Average w/Cap</td> <td>6.5%</td> <td>N/A</td> <td>0%</td> </tr> <tr> <td>Dow Annual Monthly Average w/Cap</td> <td>6.5%</td> <td>N/A</td> <td>0%</td> </tr> <tr> <td>S&P 500 Annual Pt to Pt w/PR⁺</td> <td>N/A</td> <td>25%</td> <td>N/A</td> </tr> <tr> <td>S&P 500 Annual Pt to Pt w/Cap</td> <td>6.5%</td> <td>N/A</td> <td>0%</td> </tr> <tr> <td>Dow Annual Pt to Pt w/Cap</td> <td>6.5%</td> <td>N/A</td> <td>0%</td> </tr> <tr> <td>S&P 500 Monthly Pt to Pt⁺</td> <td>2.6%*</td> <td>N/A</td> <td>0%</td> </tr> <tr> <td>10-Year U.S. Treasury Bond</td> <td>4.0%</td> <td>N/A</td> <td>0%</td> </tr> <tr> <td style="text-align: center;">Current Fixed Value Rate</td> <td colspan="3" style="text-align: center;">3.10%⁺⁺</td> </tr> </tbody> </table>		Cap	PR	Asset Fee	S&P 500 Annual Monthly Average w/PR ⁺	N/A	35%	N/A	S&P 500 Annual Monthly Average w/Cap	6.5%	N/A	0%	Dow Annual Monthly Average w/Cap	6.5%	N/A	0%	S&P 500 Annual Pt to Pt w/PR ⁺	N/A	25%	N/A	S&P 500 Annual Pt to Pt w/Cap	6.5%	N/A	0%	Dow Annual Pt to Pt w/Cap	6.5%	N/A	0%	S&P 500 Monthly Pt to Pt ⁺	2.6%*	N/A	0%	10-Year U.S. Treasury Bond	4.0%	N/A	0%	Current Fixed Value Rate	3.10% ⁺⁺			MGIR: Currently 3.00%** MGSV: 87.5% of all premiums, less withdrawal proceeds, at MGIR, compounded annually	Min: 5,000 Max: 0-69 \$1,000,000 70-74 \$750,000 75-80 \$500,000	0-80 Qual & Non-Qual	10% of Contract Value Annually, Starting Yr 2. Systematic W/D & RMD Immediately from Fixed Value. ² Lifetime Income Benefit Rider (LIBR-2008) ³	8,7,6,4,5,3,1,5,0% (6 years)
	Cap	PR	Asset Fee																																											
S&P 500 Annual Monthly Average w/PR ⁺	N/A	35%	N/A																																											
S&P 500 Annual Monthly Average w/Cap	6.5%	N/A	0%																																											
Dow Annual Monthly Average w/Cap	6.5%	N/A	0%																																											
S&P 500 Annual Pt to Pt w/PR ⁺	N/A	25%	N/A																																											
S&P 500 Annual Pt to Pt w/Cap	6.5%	N/A	0%																																											
Dow Annual Pt to Pt w/Cap	6.5%	N/A	0%																																											
S&P 500 Monthly Pt to Pt ⁺	2.6%*	N/A	0%																																											
10-Year U.S. Treasury Bond	4.0%	N/A	0%																																											
Current Fixed Value Rate	3.10% ⁺⁺																																													
10/10 GOLD (INDEX-6-05-0R) <div style="border: 1px solid black; border-radius: 50%; padding: 5px; width: fit-content; margin: 10px auto;"> 10% Death Benefit (DBBR) Persistency Bonus Rider (PER-BR-1)⁵ </div>	<table border="1" style="width: 100%; border-collapse: collapse;"> <thead> <tr> <th></th> <th>Cap</th> <th>PR</th> <th>Asset Fee</th> </tr> </thead> <tbody> <tr> <td>S&P 500 Annual Monthly Average</td> <td>N/A</td> <td>35%</td> <td>N/A</td> </tr> <tr> <td>S&P 500 Annual Pt to Pt</td> <td>N/A</td> <td>25%</td> <td>N/A</td> </tr> <tr> <td>S&P 500 Monthly Pt to Pt⁺</td> <td>2.6%*</td> <td>N/A</td> <td>0%</td> </tr> <tr> <td>10-Year U.S. Treasury Bond</td> <td>4.0%</td> <td>N/A</td> <td>N/A</td> </tr> <tr> <td style="text-align: center;">Current Fixed Value Rate</td> <td colspan="3" style="text-align: center;">3.10%</td> </tr> </tbody> </table>		Cap	PR	Asset Fee	S&P 500 Annual Monthly Average	N/A	35%	N/A	S&P 500 Annual Pt to Pt	N/A	25%	N/A	S&P 500 Monthly Pt to Pt ⁺	2.6%*	N/A	0%	10-Year U.S. Treasury Bond	4.0%	N/A	N/A	Current Fixed Value Rate	3.10%			MGIR: Currently 3%** MGSV: 87.5% of all premiums, less withdrawal proceeds, at MGIR, compounded annually	Min: 5,000 Max: 0-69 \$1,000,000 70-74 \$750,000 75-80 \$500,000	0-80 Qual & Non-Qual	10% of Contract Value Annually, Starting Yr 2. Systematic W/D & RMD Immediately from Fixed Value. ²	10,9,8,7,6,5,4,3,2,1,0% (10 years)																
	Cap	PR	Asset Fee																																											
S&P 500 Annual Monthly Average	N/A	35%	N/A																																											
S&P 500 Annual Pt to Pt	N/A	25%	N/A																																											
S&P 500 Monthly Pt to Pt ⁺	2.6%*	N/A	0%																																											
10-Year U.S. Treasury Bond	4.0%	N/A	N/A																																											
Current Fixed Value Rate	3.10%																																													

Riders: The NCR-100 and TIR-100 are available on most of our current deferred annuities. Not available in all states. See state specific disclosure for details and approval chart for availability. PLEASE NOTE: AVAILABILITY, PROVISIONS AND FORMS VARY BY STATE. CALL FOR DETAILS.

¹Standard & Poor'sSM, "S&P 500SM", "Standard & Poor's 500SM" and "500" are trademarks of The McGraw-Hill Companies, Inc. and have been licensed for use by American Equity Investment Life Insurance Company.

Indexed annuities are not sponsored, endorsed, sold or promoted by Standard & Poor's, and Standard & Poor's makes no representation regarding the advisability of purchasing these products.

²"Dow Jones", "Dow Jones Industrial AverageSM" and "DJIASM" are service marks of Dow Jones & Company, Inc. and have been licensed for use for certain purposes by American Equity Investment Life Insurance Company.

American Equity's Indexed Annuities, based on the Dow Jones Industrial AverageSM, are not sponsored, endorsed, sold or promoted by Dow Jones, and Dow Jones makes no representation regarding the advisability of purchasing this product.

S&P 500SM Index does not include dividends. DJIASM does not include dividends.

PR=Participation Rate Contract = Certificate in NJ

^{*}Monthly Cap ^{**}MGIR is set at issue, guaranteed for life of Contract. Applies to MGSV only.

^{***}Bonus Vesting Schedule applies. May vary by state.

¹May vary by issue age and/or state ²Benefit not guaranteed and subject to change.

³Not available in all states.

⁴Provided by MA-PR, APT-PR and/or MPT Riders. ⁺⁺Fixed Value Minimum Guaranteed Interest Rate is 1%.